



SET UP THE LIBBY APP



MARSHALLTOWN
PUBLIC LIBRARY

BORROW LIBRARY BOOKS USING



Libby.

for iPad and Android tablets
and smart phones

*OverDrive eBook and
audiobook download
service*



PHONE NUMBER

641-754-5738

EBOOK & AUDIOBOOK BORROWING

5 titles per person
Borrow for up to 14 days
No overdue fees

105 W BOONE ST
MARSHALLTOWN, IA 50158

WWW.MARSHALLTOWNLIBRARY.ORG

LIBRARY HOURS

Monday-Friday
9:00 AM-7:00 PM

Saturday-Sunday
1:00 PM-5:00 PM

1. Download the App

- In your app store, search for **Libby, by Overdrive.**
- Install and open the app.

2. Connect to Bridges

- Tap **Guess My Library.** The app will try to determine your library using your current location.
- If it is not correct, search by name or zip code.

Find the nearest library using your (probable) approximate location.

Guess My Library

3. Sign in with your library card

- Below the Bridges logo, tap **Sign In with My Card**



Add a library card for **Bridges** so you can borrow titles and place holds.

Sign In With My Card

4. Enter your library card number and tap Sign In

- This information will be stored in the app.

< Back



Enter your library account details. (If you need help, [get in touch.](#))

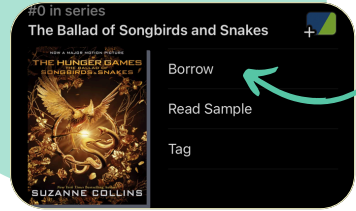
CARD NUMBER

The number printed on your library card, usually under a barcode.

Sign In

HOW TO BORROW EBOOKS AND AUDIOBOOKS

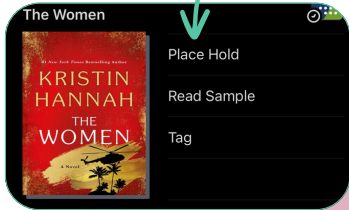
1. Browse or search to find a title to read.



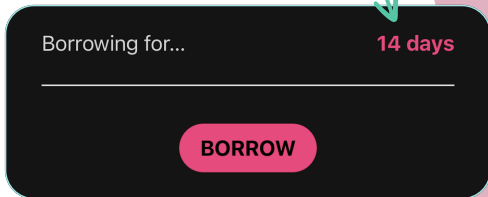
Available

Not Available

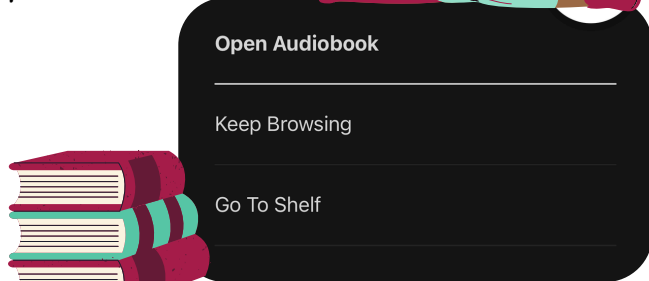
2. Tap **Borrow** to checkout immediately, or touch the cover image to read more about the book.




3. Set your loan period, then tap **Borrow**.



4. Start reading immediately, go to your shelf, or keep browsing for more books!



5. Swipe or tap the sides of the screen to turn the page.

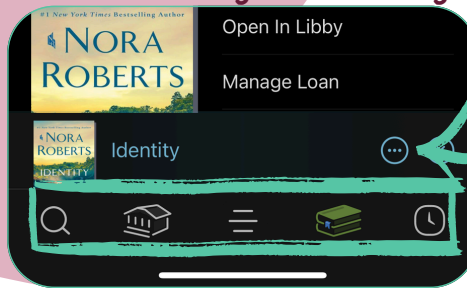


6. Tap the center of the screen for options.

Tap the **Back** button to return to your shelf



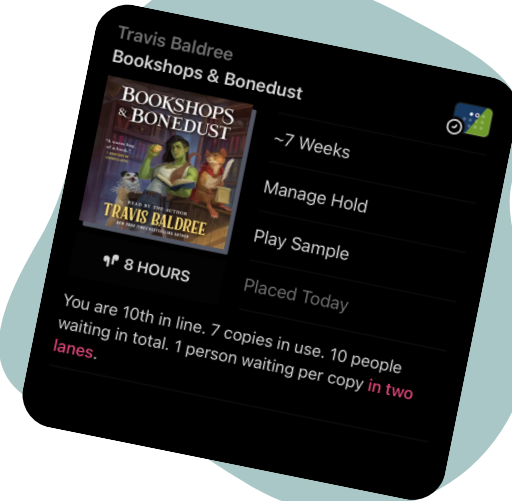
7. From the bottom of the app screen, you can link to the search, your library, your Libby profile, your shelf, and your timeline. You can also link directly back to the book you're currently reading.



8. Check the status of books you currently have checked out by tapping **Shelf**, then **Loans**.



9. Check the status of books you've reserved by tapping **Shelf**, then **Holds**



HOW TO RETURN YOUR BOOK BEFORE THE DUE DATE

1. Tap **shelf**, then select the title you wish to return.

2. Tap **Return Early**, then tap **Return Loan** to confirm.

