



# Set-up the OverDrive App

## 1. Get the App



In your app store, search for **Overdrive** Install and open the app.

## 2. Authorize with an OverDrive Account

*When you open the app you should be given an option to create an account, otherwise:*

- Tap the menu button in upper left hand corner



- iPad Menu Button

- Android Menu Button

## • Tap Account

- Create your Overdrive Account, then **Sign In**.

## 3. Choose **Your Public Library eBook Catalog**

- Tap menu button
- Tap **Add a Library**
- Enter **your zip code** then tap **Search**
- Tap **Your Public Library**
- Tap the star

Library Systems



## Marshalltown Public Library

105 W Boone St  
Marshalltown, IA 50158

[www.marshalltownlibrary.org](http://www.marshalltownlibrary.org)

### Library Hours

Monday-Thursday .... 9:00AM-8:00PM  
Friday 9:00AM-6:00PM  
Saturday .... 9:00AM-4:00PM  
Sunday .... 1:00PM-4:00PM

### Phone Number

641-754-5738

### eBook & audiobook borrowing

3 titles per Person  
Borrow for up to 14 days  
No overdue fees

Borrow  
Library eBooks  
For

# Tablets

iPad & Android  
Kindle Fire, Nook HD




**Marshalltown Public Library**  
OverDrive  
eBook & audiobook  
download  
service



# How to Borrow eBooks & audiobooks


1. Tap the Menu Button,
2. Tap Bridges to go to the catalog.



2. Click Sign In find and select your library.



3. Enter your entire Library Card number then click Login



## 4. Browse or Search to find a title to read



## 5. Tap cover of title, then tap Borrow



## 6. Tap account button at the top of the screen to go to the Bookshelf.



## 7. Tap Download

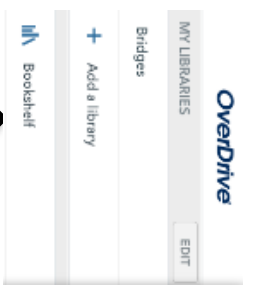


## 8. Tap the format you want

(Don't use Kindle) Then tap Confirm & Download



## 9. Tap menu button, then Bookshelf



## 10. Tap the cover to open



# Return your eBook before the due date

1. In the App Bookshelf Press and hold over the title



## 2. Tap Return



## 3. Tap Return again to confirm

