

Instructions

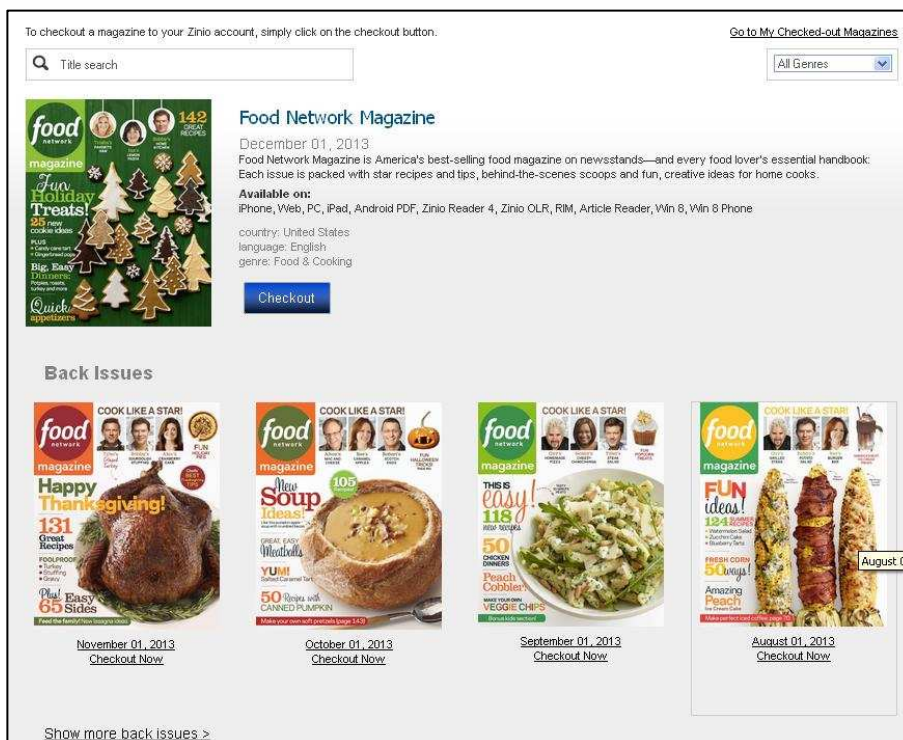
How to get started, check out magazines, and download them to the Zinio app

Please note: Zinio is a subscription magazine service that sells magazines to libraries and individuals. The library has purchased subscriptions for our cardholders out of Zinio's offerings. You can always access our free titles from the link on the library's website.

First, open your Internet browser (i.e. Internet Explorer or Safari). Go to www.marshalltownlibrary.org and click on the Zinio link on the library's home page.


TO SIGN UP FOR ZINIO (ONLY NEEDS TO BE DONE THE FIRST TIME YOU USE IT):

1. In the upper left corner of the screen, there is a link to either "Log In" or "Create New Account". Click on **Create New Account**.
2. A box will pop up in the middle of your screen. **Fill in your first name, last name, email, and password**, and then click on the blue box that says **Create Account**.
3. Click on the name of a magazine from the list of magazines in our collection. It will take you to the magazine's page and show you all of the issues of that particular magazine that you can checkout.



To checkout a magazine to your Zinio account, simply click on the checkout button. Go to My Checked-out Magazines

Q Title search All Genres



Food Network Magazine

December 01, 2013


Food Network Magazine is America's best-selling food magazine on newsstands—and every food lover's essential handbook. Each issue is packed with star recipes and tips, behind-the-scenes scoops and fun, creative ideas for home cooks.

Available on:
iPhone, Web, PC, iPad, Android PDF, Zinio Reader 4, Zinio OLR, RIM, Article Reader, Win 8, Win 8 Phone


country: United States
language: English
genre: Food & Cooking

[Checkout](#)


Back Issues




November 01, 2013
[Checkout Now](#)



October 01, 2013
[Checkout Now](#)



September 01, 2013
[Checkout Now](#)



August 01, 2013
[Checkout Now](#)

[Show more back issues >](#)

4. Click on the blue box that says **Checkout**. A box will pop up that will ask you whether you want to keep browsing or start reading. Click on the blue box that says **Start Reading**.

5. Next, create a personal account with Zinio, so that you can read and manage your subscriptions. To do this, click on the link that says **Create a Zinio account**.



Your issue of Food Network Magazine is here!

Sign in with the email address you used to register to access account information, order, or download new content.

Email Address

Password

[Forgot your password?](#)

[New? Create a Zinio account](#)

6. A new screen will load with a form—**fill in your first name, last name, email, and password**. Be sure to uncheck the check box if you don't want to get emails from Zinio about products and special offers for you to purchase as an individual. Then click on the teal box that says **REGISTER**. You will be taken to your reading list, which is a list of the magazines you have checked out from the library.

HOW TO CHECK OUT ISSUES OF MAGAZINES

1. Open your internet browser. Type in www.marshalltownlibrary.org and click on the link to Zinio digital magazines from the library's home page.
2. In the upper left hand corner of the screen, click on **Log in**. **Type in your email address and password**, and then click on the blue box that says **Log in**.
3. Click on the title of a magazine that you would like to check out. This will take you to a screen with all available issues of that magazine. Click on the blue box that says **Checkout** to add that title to your reading list. A box will pop up to ask you if you want to keep browsing or start reading. You can continue to browse and check out titles.
4. Once you're finished browsing and checking out titles, click on **Start Reading** and it will take you to a login page. **Put in your email and password** and click **Continue**. You will then be taken to your reading list with all of the issues that you've checked out.



HOW TO USE THE ZINIO APP ON YOUR TABLET OR SMARTPHONE

1. Download the Zinio app from your device's app store (available for Android, Windows, and Apple devices). Kindle Fire users, please ask for extra instructions for downloading the app to your device.
2. Sign in with your email and password for your personal Zinio account, access your reading list, and download titles from it. **NOTE:** Library magazines can't be checked out from the Zinio app. They have to be checked out in your web browser, then they can be downloaded to your device via the app.